



# ICAI 2021

International Conference on Advanced Imaging 2021

**4 OCT - 8 OCT 2021 Makuhari Messe, Chiba, JAPAN**

## Quick Instructions of Submission for Authors

### Procedure of submission

The submission and review for **ICAI2021** will be managed through an online conference paper management system called **EasyChair**. This system control over your submission procedure. You can upload your abstract and check on the review status of your submission. The submission process consists of three stages:

1. Abstract submission (Deadline: 1st May, 2021)
2. Review your abstract by anonymous referees
3. Final manuscript submission (Deadline: 1st August, 2021)

The authors of accepted abstract will be asked to submit a final manuscript. Submission of final manuscript will be available after the deadline of abstract. This quick instruction is intended to support authors during the submission process. It has four parts:

1. Setup an account for **EasyChair** system (if you don't have the account)
2. Abstract submission
3. Modify submission information
4. Final manuscript submission

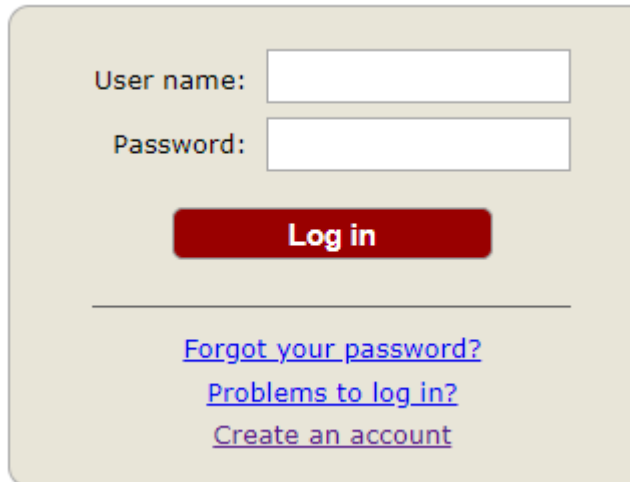
In the event that you do need help, please contact the chair at:  
[icai@isj-imaging.org](mailto:icai@isj-imaging.org)

## Setup an account for Easy Chair system

First, you will need to setup an account. Visit following site.

<https://easychair.org/account/signin>

Click 'Create an account' to setup your new account. If you already have the EasyChair account, you can skip the account creating step.

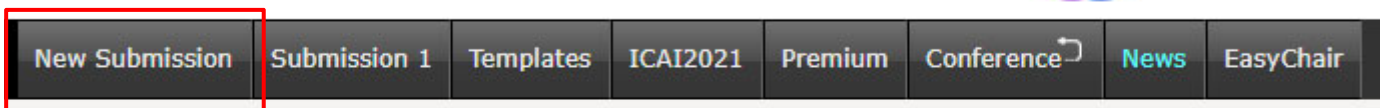


The image shows a login form with the following elements:

- User name:
- Password:
- Log in button (red)
- Forgot your password? (blue link)
- Problems to log in? (blue link)
- Create an account (blue link)

## Abstract submission

Visit [https://easychair.org/my/conference?conf=icai2021\\_fis](https://easychair.org/my/conference?conf=icai2021_fis) to log in to the EasyChair for ICAI2021. You may click on the "New Submission" link located in the top-left corner of the menu bar to submit a new abstract.



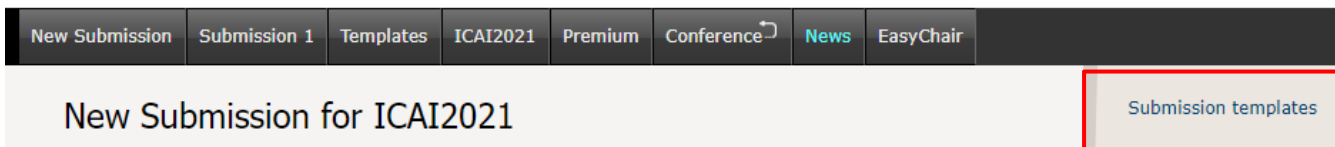
### My Submissions for ICAI2021

Using the submission author environment you can view or manage your submissions to ICAI2021, or update your previous submissions.

To **make a new submission** click on "New Submission".

To **view or update your existing submission** click on the corresponding "view" icon.

Abstract template, copyright rubric and paper template are downloadable to click ‘Submission templates’ and go to ‘Submission Templates for Authors’ site.



Fill out ‘Address for Correspondence’, ‘Author Information’, ‘Title and Abstract’, and Keywords.

Select related topics. You can select 2 topics at most and these have to be selected from one of four technology area indicated in bold.

### Topics

Please select topics relevant to your submission from the following list. Topics are typically used for assigning submissions to reviewers and for conference analytics. You must select between 1 and 2 topics.

<b>Imaging Materials and Devices (ISJ)</b>	
<input type="checkbox"/> Electrophotography: Process, Device, Material, Mechanics, System control, Paper, etc.	<input type="checkbox"/> Inkjet: Printhead, Ink, Media, Mechanics, System control, Measurement technique, etc.
<input type="checkbox"/> Direct marking: Toner marking, Thermal print	<input type="checkbox"/> Green technology, Environmental protection and energy saving
<input type="checkbox"/> Electronic paper / Electronic imaging: Electronic paper, Rewritable marking, etc.	<input type="checkbox"/> Digital fabrication & 3D Printing: Printed electronics, Bio-printing, 3D printing, etcp

Provide ‘Other Information and Files’. As for ‘Agreement of copyright transfer’, read the copyright rubric, then check ‘agree’ if you agree the copyright transfer.

At last, upload your extended abstract file. Click on the ‘Submit’ button to submit your abstract.

**Agreement of copyright transfer.** The author(s) will obtain any employer clearances, and agree to a suitable copyright transfer. Please refer the "Copyright Rubric" which can be downloaded from the "Submission template" button at the Upper-right side of this submission form page.

Agree

---

**Extended abstract (PDF).** Upload your extended abstract for acceptance review. The extended abstract must be in PDF format (file extension .pdf).

選択されていません



## Modify submission information

After completing a submission, a new menu bar ("Submission #") is created. Click on "Submission #" for changing any information about the submission.



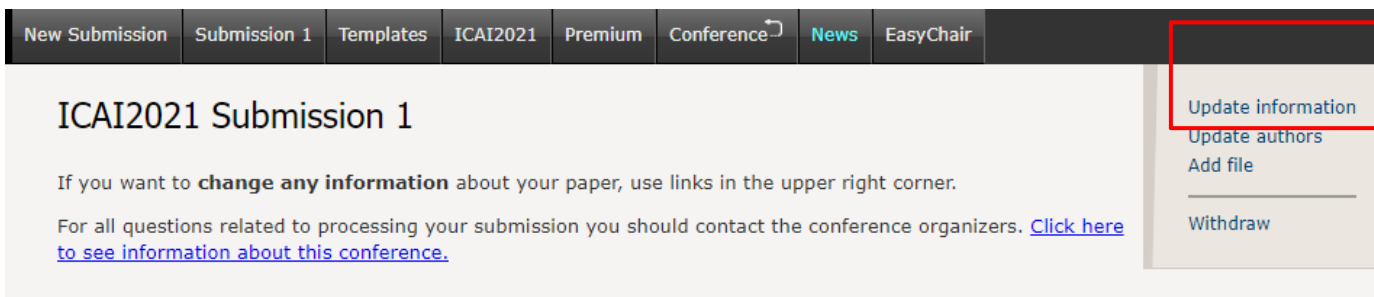
The screenshot shows the ICAI2021 author submission management interface. At the top left is the EC logo and the text "ICAI2021 (author)". At the top right is the ICAI 2021 logo. Below these is a navigation bar with the following items: "New Submission", "Submission 1" (highlighted with a red box), "Templates", "ICAI2021", "Premium", "Conference" (with an external link icon), "News", and "EasyChair". The main content area is titled "My Submissions for ICAI2021" and contains the following text:

Using the submission author environment you can view or manage your submissions to ICAI2021, or update your previous submissions.

To **make a new submission** click on "New Submission".

To **view or update your existing submission** click on the corresponding "view" icon.

Use the links at the top-right corner to change any of title. For example, 'Update Information' link change information for abstract and keywords of your submission.



The screenshot shows the ICAI2021 submission management interface for a specific submission. The navigation bar at the top includes "New Submission", "Submission 1", "Templates", "ICAI2021", "Premium", "Conference" (with an external link icon), "News", and "EasyChair". The main content area is titled "ICAI2021 Submission 1" and contains the following text:

If you want to **change any information** about your paper, use links in the upper right corner.

For all questions related to processing your submission you should contact the conference organizers. [Click here to see information about this conference.](#)

In the upper right corner, there is a menu with the following options: "Update information" (highlighted with a red box), "Update authors", "Add file", and "Withdraw".

## Final manuscript submission

Submission of final manuscript will be available after the deadline of abstract. You can upload a final manuscript from submission site.